

Welcome to  
ELK A



May 2020  
Weekly  
Lesson  
Plans



# Week Of May 25-29, 2020

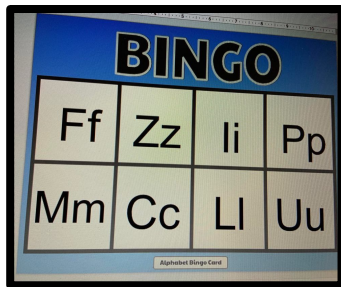
Monday, May 25, 2020

## Literacy

### Letter BINGO-

I have created the same Letter Bingo Game that we play at school! This game is loved by all of our students and now you can play it at home! Printable can be found on EDSBY!

Please reach out if you need a black and white copy:)



## Math

**We are learning all about MONEY this week!**

**Canadian Coins-** Watch the Video about Canadian coins.

<https://www.youtube.com/watch?v=OmBUy3vhTdg>

Can you look around your house for some coins?  
Can you gather a collection of 10 or more coins for a few different activities this week?

## Outdoor Education & Play

### Create a Seed Collection:

Materials: at least one egg carton, magnifying glass.

Look for seeds that are common around Georgian Bay. See how many you can find! Use an empty egg carton to hold your specimens and a magnifying glass to have a closer look at each of them.

What do you notice about these seeds? What do they remind you of?

See the next slide for photos and more information.

## 2. Seed Collection

Early scientists used collections for research. Some collections were HUGE, with thousands of specimens. Today we know large collections do more harm than good. But small collections which are returned to nature do not have the same impact. If you want to practice being a scientist or just have fun outside, a seed collection is perfect!

**Materials:** at least one egg carton, magnifying glass

These seeds are common around Georgian Bay. See how many you can find! Use an empty egg carton to hold your specimens and a magnifying glass to have a closer look at each. What do you notice about these seeds? What do they remind you of?



**Pine Cone**



**Cattails** (marshy areas)



**Blackberries**



**Acorn**



**Jewelweed** (seed pods that burst!)



**Burrs** (check your clothes)



**Maple Key**



**Milkweed Pod**

Tuesday, May 26, 2020

Hola,  
You are doing some amazing work at home! Keep up the excellent work! We miss you!

## Literacy

**MUSICAL LETTERS-** (a spin on musical chairs)  
Play a few rounds of musical letters:) See the slide below about how to play!

### Review Letter Songs:

<https://www.youtube.com/watch?v=BELIZKpi1Zs&t=8s>

[https://www.youtube.com/watch?v=cR-Qr1V8e\\_w](https://www.youtube.com/watch?v=cR-Qr1V8e_w)

## Math

**Coin Sort:** Locate your coin collection you created yesterday.

Can you sort your coins?  
What will be your sorting rule?


Please send us a photo of your sorting:)

**Extension:** Can you make texture rubbings of your coins?

## Outdoor Education & Play

### Dandelion Art:

Go outside and pick some dandelions! Can you make a picture with them? Or maybe use them as paint brushes!



# MUSICAL LETTERS

(a spin on musical chairs)



Step 1: Place letters on the floor in a circle (e.g. magnetic, foam, plush, etc). If you don't have letters, make your own! Print them on paper and cut them out.

Step 2: Place an empty basket in the middle.

Step 3: Play music as you dance around the circle.

Step 4: When the music stops, whatever letter you're standing or sitting beside, pick it up, say its name and sound, and place it into the basket. Continue until all the letters are in the basket!

Extension: Give a word that starts with that letter/sound.

Wednesday, May 27, 2020

## Literacy

**Reading:** Check your Epic Mailbox for new books to read!

Choose another Forest of Reading Book to read! We are going to vote for our favourite book next week:)

**Writing:** Practice writing your full name (first & last). It's okay if you need to copy from a model.

## Math

**Coin Video:** Watch the CANADA CREW - Canadian Money Video:

<https://www.youtube.com/watch?v=wITG0HK6ovg&t=27s>

**Coin Print Out:** Try the print out all about Canadian Coins- Found on EDSBY:)




## Outdoor Education & Play

**Coin Making:** Make your own play coins!

Materials: tin foil and a hammer

Roll pieces of tin foil into smaller balls. Find a hard surface outdoors for hammering your foil balls into coins (pavement, a stump, or a larger rock). Hammer your foil balls into round "coins." Try adding numbers to your new coins with a Sharpie Marker (permanent marker). Save your new coins for tomorrow's play activity!



Thursday, May 28, 2020

Aanii, Here is our Ojibwe lesson for the week! All about fish!

<https://www.youtube.com/watch?v=GfD-yko-Kqg>

### Literacy

**Writing:** FREE CHOICE Writing- spend some time writing whatever you would like! Try to spend at least 20 minutes writing. Make sure you include some interesting details and spend some time saying your words slowly and writing down the sounds you hear.

### Math

Log into DreamBox and complete a few lessons.



### Outdoor Education & Play

#### **Playing Store:**

Set up a play store! Gather items from around the house and set up a pretend store. Make sure you use your new play money for this play activity!

What will you sell at your store?

How will you price your items?

How will you attract customers?

Friday, May 29, 2020

## Literacy

**Listening:** A classic video of Robert Munsch reading to a class:) We LOVE Robert Munsch BOOKS! Robert Munsch is a “Famous Canadian.”

Good Families Don't:

<https://www.youtube.com/watch?v=189pxqVNois>

Paper Bag Princess:

<https://www.youtube.com/watch?v=t1TYZ5xGJRM>

Talk to a family member about which story you liked the best and why.

## Math

**Coin Game:** Print off the coin game card found on EDSBY:) Play a few rounds.

You will need a dice and something to cover the coins with (buttons, real coins, etc.)

**OUR SONG OF THE WEEK:** All about coins! Enjoy listening together (over the weekend too!) Two Versions:

<https://www.youtube.com/watch?v=2-as7WkXkkM>  
&

<https://www.youtube.com/watch?v=VnZIAOSEmYQ&t=30s>

## Outdoor Education & Play

Choose one of our “Learning Walks” to go on!  
See our post in EDSBY about learning walks!

The weekend is also a great time to try other “Learning Walks!”